




District Report Card: 2017			
<b>State:</b> Odisha		<b>District:</b> Sundergarh	
<b>Class:</b> 8		<b>Subject:</b> Language	
<b>Schools:</b> 51		<b>Students:</b> 1136	


### Participation/Coverage


#### Students

<div>GENDER</div> <div></div>	Boys		Girls	
	Number	%	Number	%
	499	43.93	637	56.07

<div>AREA</div> <div></div>	Rural		Urban	
	Number	%	Number	%
	939	82.66	197	17.34

<div>CATEGORY</div> <div></div>	SC		ST		OBC		GEN	
	Number	%	Number	%	Number	%	Number	%
	109	9.60	787	69.28	109	9.60	131	11.53

<div>CWSN</div> <div></div>	LD	VI	HI	S&LD	ID	Oth
	3	2	1	1	1	31

<div>Management</div> <div></div>	Government		Government-aided	
	Number	%	Number	%
	1111	97.80	25	2.20

### Average Performance of Students in Language (%)

Overall	Gender		Area		Management		Social Group			
	Male	Female	Rural	Urban	Govt.	Aided	SC	ST	OBC	GEN
49.03	48.38	49.53	48.09	53.47	49.35	34.67	52.11	46.79	46.91	61.68

### Performance on Learning Outcomes (LOs)

Learning Outcomes	Description	Average Performance(%)
L813	Read textual/non-textual materials with comprehension and identifies the details, characters, main idea and sequence of ideas and events while reading	49.03

Range of Performance of Students who Answered Correctly							
Below 30%		30% - 50%		50% - 75%		Above 75%	
Number	%	Number	%	Number	%	Number	%
273	24.03	313	27.55	401	35.30	149	13.12

### Lowest Performing Learning Outcomes (LOs)

1 - Read textual/non-textual materials with comprehension and identifies the details, characters, main idea and sequence of ideas and events while reading (49.03)